

ASHWOOD SPECIALITIES



Ashwood Nurseries



A GROWING PASSION

Ashwood Nurseries was acquired by John Massey in 1967. In the subsequent decades, John's passion for plants encouraged him to begin the commercial production of a range of speciality plants notably hellebores, hepaticas, cyclamen, snowdrops, lewisias, *Primula auricula*, salvias, hydrangeas and conifers.

This colour brochure focuses on our main Ashwood specialities. The information we give is based on our own knowledge and experience but we all know that plants never read the rules, so you may well find that some behave differently in your own garden.

For further information about any of our specialities and details about our other plants please visit our website www.ashwoodnurseries.com or telephone the nursery.



HELLEBORES

The genus *Helleborus*

Hellebores are non-woody perennial flowering plants, mostly evergreen or semi-evergreen, but including some which are herbaceous. Their Latin name is *Helleborus*, a genus in the family *Ranunculaceae*, with about 20 species found growing in deciduous woodland in parts of Europe and Asia. They are mostly hardy in the UK, with a few notable exceptions.

Hellebores at Ashwood

Our award-winning hellebores are regarded as being some of the finest ever produced, attracting gardeners and growers from all over the world. We grow a superb range of hellebore species, inter-species hybrids and cultivars but it is our *Helleborus x hybridus* Ashwood Garden Hybrids that have won international acclaim, widely acknowledged as 'simply the best' strain of *Helleborus x hybridus* available today.

You can be sure of the purest of colours, many with beautiful markings or dramatically coloured nectaries, and with clean colours on the backs of the blooms. Plants are strong and healthy with short sturdy flower stems.

History of Ashwood Garden Hybrids

The story of hellebores at Ashwood Nurseries began in the late 1980s when nursery owner John Massey, realising their potential as a winter crop, began acquiring plants and gleaning knowledge from specialists of the time (Elizabeth Strangman, Helen Ballard, Will McClewin, Robin and Sue White).

The task of establishing a breeding programme, with *Helleborus x hybridus* at its heart, was given to Ashwood grower Kevin Belcher, assisted by Jill Pearce. Seed propagation by cross-pollination of selected parents and stringent selection of their progeny over many years has resulted in *Helleborus x hybridus* Ashwood Garden Hybrids being widely recognised as one of the best strains of hellebores ever produced.

Our Ashwood hellebores have achieved numerous Gold medals over many years at RHS shows at Westminster Hall. In 2018, we exhibited them at RHS Chelsea Flower Show, the first time that hellebores have been shown as a single exhibit at Chelsea. We were thrilled to scoop a Gold medal as well as The President's award for the RHS President's favourite exhibit in the Great Pavilion.

Latest developments

Our Ashwood Garden Hybrids are evolving all the time; Kevin's recently launched *Helleborus x hybridus* Ashwood Evolution Group has been developed for long lasting flower colour, perfect shapes with balanced markings and outward-facing flowers.

Interspecies hybrids are also proving another rich source of new varieties for the future, waiting in the wings to wow the gardening public. One thing is certain: a plant breeder's work is never finished.

Photographs in this catalogue by Jonathan Buckley, Clive Nichols, Nicola Stocken, Michael Warren, Alan T Moffett and John Massey.



Flowers of *Helleborus x hybridus* Ashwood Garden Hybrids and Ashwood Evolution Group floating in a bowl

ASHWOOD GARDEN HYBRIDS

Single flowered forms



Green shades (spotted)



White (red flush)



Green shades



Pure white



Slate grey shades (blotched)



Pale pink shades (red flush)



Dusky grape shades



Pink shades (heavily spotted)



Bicolour shades



Pale pink shades (spotted, red flush)



Green shades (blotched)



Primrose yellow shades (red flush)



Pink shades (blotched)



Primrose shades



Purple shades 'reverse' picotee

N.B. Our hellebores are raised by seed and naturally all vary slightly from each other. These photographs are for guidance only.

ASHWOOD GARDEN HYBRIDS

Single flowered forms



Pale pink shades



Green shades (red flush)



White picotees



White (blotched)



Blacks



Claret shades

ASHWOOD GARDEN HYBRIDS

Anemone flowered forms



Bicolour shades



White picotees (spotted)



Pink shades



White (spotted)



Pure white



Pink shades (blotched)

N.B. *Our hellebores are raised by seed and naturally all vary slightly from each other. These photographs are for guidance only.*

ASHWOOD GARDEN HYBRIDS

Double flowered forms



Pink picotee shades



White (spotted)



Claret shades



Purple shades 'reverse' picotee



Pure white



Bicolour shades



Green shades



Dusky grape shades



Pale pink shades (spotted)



Black shades




Pink shades (blotched)



White picotees



Pink shades



Slate grey shades (blotched)



Green shades (spotted)

N.B. Our hellebores are raised by seed and naturally all vary slightly from each other. These photographs are for guidance only.

ASHWOOD EVOLUTION GROUP

All plants in the Evolution Group are characterised by large outward-facing blooms on strong stems, good colour on their backs and long-lasting colour retention. The foliage is healthy and robust, with some selections having distinctive yellow-green foliage that intensifies to buttercup yellow in Autumn.

These are the named colour selections that are already in production but there are many new and exciting developments in the pipeline. . .

so watch this space!



Single Sunset shades
(golden nectaries and red flush)



Single Daybreak shades



Single Sunset shades
(red nectaries, red flush)



Single golden yellow
(golden nectaries)



Single golden yellow
(golden nectaries, red flush)



Single Sunset shades
(golden nectaries, spotted)



Single Sunset shades
(red nectaries, red flush, spotted)



Single Neon shades



Single golden yellow
(red nectaries, red flush)



Single golden yellow
(golden nectaries, spotted)



Anemone form Daybreak shades



Anemone golden yellow



Double golden yellow

N.B. *Our hellebores are raised by seed and naturally all vary slightly from each other. These photographs are for guidance only.*

HELLEBORE SPECIES, CULTIVARS AND INTERSPECIES HYBRIDS

We offer a fine selection of species, cultivars and interspecies hybrids, many of which are excellent garden plants. They all share a subtle natural beauty and charm with many varieties having the added bonus of good architectural foliage. Our intensive breeding programme has resulted in some outstanding new introductions.

Our hellebore breeder, Kevin Belcher, is extremely proud of his Ashwood Strains of *H. x sternii* and *H. niger* as well as his stunning interspecies crosses *H. x belcheri* 'Pink Ice' and *H. x ashwoodensis* 'Briar Rose'. Please be patient if you are interested in these varieties as there will be limited availability.

All hellebores will generally flower from January to March, depending upon weather conditions.

N. B. Species and their cultivars are generally much slower growing than hybrids.

HELLEBORE SPECIES AND THEIR CULTIVARS

Helleborus abruzzicus (Northern Italy)

A hardy and most distinctive green flowered form discovered recently, generally at elevations above 1,000 metres. The almost fern-like deciduous foliage is dissected into numerous leaflets which is a very desirable feature. 20-30cm (8-12ins)

H. argutifolius AGM (Corsica and Sardinia)

A handsome evergreen, forming a robust, upright clump with prickly greyish-green veined leaves. Large terminal clusters of pale green cup-like flowers. Prefers a well-drained fertile soil in full sun, sheltered from cold winds. Prune out old flowering stems to encourage new growth to emerge. 90cm (35ins)

H. argutifolius 'Janet Starnes'



A fine evergreen form with speckled foliage, better in semi-shade. 45-60cm (18-24ins)

H. argutifolius 'Silver Lace'

A lovely silver-leaved evergreen form introduced by Lynda Windsor. 45-60cm (18-24ins)

H. atrorubens (Slovenia and Croatia)

A deciduous species with small 3-5cm flowers on tall widely branched stems in February and March. The flower colour is generally a combination of purple and green, with more emphasis on purple on the outside, and predominantly green within. Slow, but easy to establish, requiring a rich, well-drained soil in a sunny position. 30-35cm (12-14ins)

H. croaticus (Croatia)

A vigorous, undemanding deciduous hellebore introduced by Will McLewin. The foliage is very similar to *H. atrorubens*, while the flowers are closer to *H. torquatus*. The flowers are usually pendent and rather conical, in shades of purple or reddish-violet outside, and greenish often veined within. Easy to grow but prefers a sunny position or slight shade with a rich, moist but well-drained soil. 20-40cm (8-16ins)

H. cyclophyllus (Greece and the former Yugoslavia)

The yellowish-green flowers 5-7cm across are usually flattish or saucer shaped and are occasionally scented. Up to 7 flowers are carried on widely branched stems. A deciduous hellebore that needs a sheltered position. 24-40cm (10-16ins)

H. dumetorum (The Balkans)

The small cone shaped, greenish-white flowers are followed by attractive, slender divided foliage. A deciduous hellebore of great charm whose flowers are very frost resistant. Grows best in a rich, well-drained soil in an open position, but tolerates both shade and drought. 20-30cm (8-12ins)

H. foetidus AGM (Europe)

Native. An architectural evergreen plant with dark green leathery, divided leaves. The clusters of hanging green flowers edged with purple-brown last from January through to June. A tough native plant that is easy to grow. Prefers partial shade in an alkaline or neutral soil that is not too dry, with plenty of added humus. 45cm (18ins)

H. foetidus 'Gold Bullion'

Distinctive chartreuse-green evergreen foliage, golden when young. 45cm (18ins)

H. foetidus 'Ruth'

Elegant evergreen leaves, turn very dark green, forming a wonderful contrast to the bright green flowers. Introduced by Will McLewin. 45cm (18ins)

H. foetidus 'Wester Flisk'



This form was found growing along the banks of the River Tay in Scotland. The evergreen leaves are greyish-green almost lead-like in colour, with deep purple-red stems and leaf stalks. 45cm (18ins)

H. liguricus (Northern Italy)

This species has a relatively strong, sweet fragrance emitted by the large soft green to almost white flowers which are held on strong stems well above the deciduous foliage. This plant comes from western coastal regions of northern Italy, so would benefit from a sheltered position. 25-40cm (10-16ins)

***H. lividus* (Majorca)**

A tender, but very beautiful evergreen hellebore. The deep green, glossy leaves, red underneath, are marbled with grey and have conspicuous silvery-cream veins. Elegant cream-green cup shaped flowers, flushed pinkish-purple are borne in clusters. An excellent container plant for a conservatory or cold greenhouse during winter, requiring an open, well-drained gritty compost. Plunge outside in a semi-shaded position for the summer. 38cm (15ins)

H. multifidus

A deciduous species, with green flowers that may either be rounded or star-shaped and are faintly scented of *Ribes*. The foliage is finely divided to varying degrees. Requires a sheltered, sunny position with excellent drainage. 20-30cm (8-12ins)

***H. multifidus* subsp. *bocconeii* (Southern Italy)**

The most garden worthy plant within this species, being more vigorous and having larger flowers.

***H. multifidus* subsp. *istriacus* (North Eastern Italy)**

Leaves with fewer divisions, between 10-14 segments.

***H. multifidus* subsp. *multifidus* (Croatia)**

Leaves generally divided with between 20-45 segments.

***H. niger* Ashwood Strain**



The Christmas Rose. A very popular and beautiful evergreen plant, not easy to establish in the garden. This selection has well formed, cup-shaped rounded flowers of purest white and strong stems. Grows best in semi-shade, planted in a deeply cultivated, moist but fairly well-drained stony soil, with added humus. Try it against a wall or close to an evergreen shrub. 15-20cm (6-8ins)

***H. niger* Ashwood Marbled Form**

A new selection with evergreen leaves that are green with a delicate silver marbling. Well formed, cup-shaped rounded flowers of purest white and strong stems are characteristic of our Ashwood Strain. 15-20cm (6-8ins)

***H. occidentalis* (Belgium, Germany, Spain & UK)**

Formerly included under *H. viridis*, this native deciduous woodland species is similar, but with smaller leaves that are serrated towards their tips. Their green flowers are perfect in a natural setting and this plant is easy and tolerant in cultivation. 20-35cm (8-14ins)

***H. odorus* (Balkans)**

A showy, easily grown, early flowering deciduous hellebore. Large green flowers, 5-7cm in diameter, often smelling of blackcurrants and usually outward facing. The new foliage is often covered with silvery hairs. Prefers partial shade but will grow in a sunny position, in a rich deep soil. 50cm (20ins)

***H. orientalis* subsp. *abchasicus* (Russia- West Caucasus)**



This hardy subspecies is easy to grow, free-flowering and long lived. Flowers generally mulberry purple and the foliage can be almost deciduous. 30-45cm (12-18ins)

***H. purpurascens* (Balkans)**

A charming, subtle hellebore. The cup shaped flowers are generally lilac-mauve and often green within. The attractive deciduous foliage is divided and more palmate. 5-20cm (2-8ins)

***H. thibetanus* (Sichuan, China)**

The delicate looking pale pink veined flowers are bell-shaped and borne in clusters, while the conspicuous large bracts have an almost silvery sheen. The deciduous foliage dies down rapidly by the end of July. Requires plenty of moisture in the growing season. 30-50cm (12-20ins)

***H. torquatus* (Former Yugoslavia)**

A very variable deciduous species. The flowers can be saucer shaped and outward facing, to nodding and rather conical. The colour varies from green to dark violet-black, sometimes with a greyish bloom. Inside the flower colour may be the same, or occasionally veined with purple. The attractive foliage is deeply divided, and generally pedate. A fine garden plant, slow but easy to grow. 20-40cm (8-16ins)

***H. vesicarius* (Southern Turkey)**

Small pendent, bell-shaped flowers, green with a reddish-brown overlay, followed by large inflated seed heads. A deciduous, summer dormant hellebore, with bright fresh-green foliage. It needs to be pot-grown and kept in a greenhouse or cold frame during summer. Requires plenty of water whilst actively growing (from autumn to spring), but as the leaves die off reduce the watering. Once the plant is dormant, keep dry until growth resumes in autumn. Then stand outside as it is completely frost hardy. Definitely only a plant for the enthusiast!

Currently unavailable for sale. 45-60cm (18-24ins)

***H. viridis* (Northern Italy, South East France & Switzerland)**

A charming deciduous species with dark green nodding flowers (3.5cm dia), which appear in clusters on long stems just above the foliage. Best planted in a semi-shaded position in a loamy, humus enriched soil, which does not dry out. 20-40cm (8-16ins)



AGM is the Royal Horticultural Society's Award of Garden Merit given to plants for outstanding performance, vigour and reliability.

INTERSPECIES HYBRIDS

H. x ashwoodensis 'Briar Rose'



An exciting inter-species cross bred here at Ashwood. It has beautiful deep pink flowers with a bold white centre, born in clusters on strong stems. Soft green foliage that is almost evergreen. Requires a sheltered position with dappled shade and a rich, well-drained soil. *A rare plant that is not currently available for sale.* 30cm (12ins)

H. x ballardiae (*H. niger* x *H. lividus*)

A compact, bushy evergreen hybrid with marbled, sometimes veined foliage. Small clusters of cream flowers flushed with various shades of pink, which deepen with age. Slightly tender: we recommend you container grow your plant in a cold greenhouse, porch or conservatory, using an open, free-draining compost. 30cm (12ins)

H. x belcheri 'Pink Ice' (*H. niger* x *H. thibetanus*)



Another thrilling interspecies cross, bred here at Ashwood. Beautiful clusters of frosted pink flowers, paler within, delicately frilled and veined. The young, evergreen foliage is soft and pale green, faintly mottled with silver; becoming 'leathery' and 'niger-like' with age. Requires a sunny position in a fertile well-drained soil. A 'must-have' plant for the hellebore enthusiast. Orders are welcome but please be patient as we only have very limited availability. 30-40cm (12-15ins)

H. x ericsmithii (*H. niger* x *H. x sternii*)

A very beautiful hardy hybrid, forming an evergreen bushy plant with attractive, grey-green occasionally marbled foliage. The clusters of large ivory-white flowers, flushed pinkish-bronze or green, deepen with age. Requires a sunny position in a rich soil, preferably moist yet free-draining. Many named clones are available. 35cm (15ins)

H. x lemonnierae (*H. niger* x *H. x hybridus*)

An interesting hybrid between *H. niger* and *H. x hybridus* having large flowers and evergreen foliage. Best planted in rich, well-drained soil in sun or partial shade. Several named clones are available. 45cm (18ins)

H. x nigercors AGM (*H. niger* x *H. argutifolius*)

A very beautiful hybrid and an excellent evergreen garden plant. Large ivory, flattish flowers with just a hint of green. The long-lasting clusters are borne in such profusion that you may need to trim off a few leaves to see all the flowers. Prefers a sunny position in a fairly rich soil, which is moist but free-draining. Many named clones are available. 35cm (15ins)

H. Rodney Davey Marbled Group

A new group of beautiful evergreen interspecies hybrid hellebores bearing a profusion from February to April. In Spring attractive marbled foliage emerges with pink flushes when young.

Many named clones are available.

A selection of the latest introductions can be found on our online shop.

H. x sternii Ashwood Strain

Our beautiful improved strain has been produced after several years of reselection and breeding. Lovely greyish-green marbled evergreen leaves are conspicuously toothed. The small green cup-shaped flowers are flushed pink. A slightly tender plant, best in a sheltered, sunny, well-drained position. We find it performs best under the canopy of a needle conifer e.g. pine or cedar. 30-40cm (12-15ins)

H. x sternii Ashwood Platinum Strain



An outstanding silver-leaved evergreen selection of *H. x sternii* with distinctly toothed leaf margins and small green cup-shaped flowers, flushed pink.

Exclusive to Ashwood. 30-40cm (12-15ins)

HELLEBORE TOURS

Come and join us on our pre-booked guided Hellebore Tours, a unique opportunity to 'go behind the scenes' and discover the fascinating story behind our award-winning hellebores. You will learn how we grow them and see our beautiful hellebore stock plants from which we collect our seed. . . they are quite simply stunning and demonstrate perfectly why our world-famous hellebores are regarded as some of the finest ever produced.

- Fully guided tours operate on specific days between the end of January - early March.
- Please book tickets in advance. Full details and dates are available on our website from early Autumn.
- *Group tours are also welcome by appointment on other dates.*

HELLEBORE SPECIES, CULTIVARS AND INTERSPECIES HYBRIDS



Helleborus abruzzicus



H. argutifolius AGM



H. atrorubens



H. cyclophyllus



H. dumetorum



H. foetidus 'Gold Bullion'



H. liguricus



H. multifidus subsp. *bocconeii*



H. multifidus subsp. *istriacus*



H. niger Ashwood Marbled Form



H. occidentalis



H. odoratus




H. purpurascens




H. thibetanus



H. vesicarius



H. viridis



H. x ericsmithii



H. x lemonnierae

These photographs are for guidance only.

CULTIVATION

Where to plant

Hellebores are very tolerant and will grow in most soils from slightly acidic through to slightly alkaline, as long as the ground is not extremely dry or waterlogged. They will tolerate drier conditions in summer providing there is some shade but bear in mind that too much shade all year round can reduce the number of flowers.

They are best grown amongst deciduous shrubs and trees which will give them plenty of light in winter and spring but which will provide some welcome shade in the summer months. They prefer a sheltered site away from cold winds. By planting your hellebores on a sloping bed, you will naturally improve the drainage and make it much easier to look into the flowers.

When planting hellebores in groups we advise a minimum of 60cm (24ins) between plants.

Soil preparation and planting

Hellebores are deep rooted and, to flower at their best, they need plenty of nutrients. Dig your soil as deeply as possible and mix in plenty of humus, in the form of leafmould, spent mushroom compost, garden compost or well-rotted manure. Avoid soil preparation when the ground is frozen or waterlogged, wait until conditions improve before planting out.

If your hellebore is dry, water well before planting. Dig your hole deeper and wider than the pot. Carefully remove the hellebore from its pot, sprinkle Rootgrow mycorrhizal fungi on to the roots if desired, then plant it at the same depth as in the pot, firming the soil back around. There is no need to tease out the roots as this causes unnecessary damage to their fibrous root system. Water well after planting.

Aftercare

Apply an annual mulch of humus in July/August (when next year's flower buds are being formed) and again in late December. Be careful not to mulch into the crown of the plant as this can cause the buds to rot. In Spring work in some calcified seaweed fertiliser and blood, fish and bone. Remember to keep your newly-planted hellebores well-watered during their first year.

Remove the old faded flower stems after flowering, unless you require seed, to encourage new growth. Spray occasionally with a fungicide and insecticide for greenfly control (if required) and keep a look out for slugs and snails on flower buds, new foliage and flower stems.

Removing old foliage

***H. x hybridus* Ashwood Garden Hybrids and deciduous species:** using clean, sharp secateurs remove all foliage in late December/ January. This reduces the risk of infecting new growth with any overwintering pests and diseases.

Evergreen species & interspecies hybrids: remove damaged or diseased foliage as needed to tidy them up. In late spring remove old flower stems and leaves back to the base to reveal new young growth at the base.

WHEN TO BUY PLANTS

The main season for hellebore plants is mid-end January to mid-end March, subject to availability.

Helleborus x hybridus Ashwood Garden Hybrids are exclusive to Ashwood Nurseries and are not available elsewhere.

- Buy online from ashwoodnurseries.com. Cultural instructions are sent with every order.
- Visit our nursery. Please check availability beforehand if you are looking for specific forms and colours
- Pre-order by telephone, email or order form (available on request or download from ashwoodnurseries.com)
- Be aware that you may have to wait a year or two for some pre-orders.

Growing hellebores in containers

Hellebores make excellent plants for growing in containers: we especially recommend *H. x ericsmithii*, *H. x nigercors*, and *H. Rodney David* Marbled Group as well as our own Ashwood Garden Hybrids. To gain maximum impact place your container near to the house or other favourite parts of the garden which need an injection of winter colour. We often plant hellebores in groups of 3 or 5 together depending on the size of the container, but they work equally well planted singly as part of a mixed planting such as with ferns or small evergreen shrubs and early spring bulbs.

Hellebores are naturally deep rooting plants and therefore select a container that has a good depth, with a wider top than base to ensure you can easily remove the plants when they require re-potting usually every two or three years or after flowering, you can plant them out directly into the garden.

Always use a good quality, fresh compost, preferably loam-based, such as John Innes No 2 with extra grit for drainage. N.B. Standing your container on pot feet improves drainage.

After flowering, you can move your container to a less prominent position in semi-shade for the summer. Water regularly and, as hellebores are hungry plants, give a fortnightly feed of high potash fertiliser such as Chempak No 4. Remove the old seed heads before they release their seeds and keep an eye out for insects.

Moving or splitting established hellebores

If you wish to move your plant or it becomes too big, you can lift and divide it in September. The whole plant should be dug up very carefully. When splitting, the large root system is far easier to handle if all the soil is washed off before dividing the root ball up using a knife or small saw, separating out into single crowns. Re-plant the crowns in well-prepared soil and keep shaded and moist, but be aware that the new divisions may take a few years to recover.

Seed sowing

Sow hellebore seed as soon as possible, in good quality seed compost. Sow the seed thinly and cover with a thin layer (1/4") of washed horticultural grit. Leave the pot out in the open, but do not allow them to dry out. When germination has occurred, move to a cold frame or cool greenhouse, protect against damage from slugs or mice.

Prick out into small pots in early spring, when the seed leaves are large enough to handle, into good quality well drained compost. Pot on as required. Plant out when large enough, usually from autumn onwards. Liquid feed regularly from about six weeks after potting on. Most hellebores hybrids and species will not flower properly until their third Winter.

N.B. interspecies hybrids are generally sterile and do not all set seed. Some hellebore seeds can take two years to germinate. Please be patient and do not be tempted to throw your seed pans away prematurely.

Additional cultural advice for planting new hellebores is available on our website ashwoodnurseries.com

HYDRANGEAS

Hydrangeas at Ashwood

Here at Ashwood, hydrangeas have become a growing passion and we are thrilled that our hydrangea exhibits at Chelsea and Gardeners' World Live have been awarded Gold medals. Most of our hydrangeas are grown here on the nursery and we are extremely proud to offer such a wonderful selection. Our main specialities are *H. macrophylla* and *H. serrata* but we also stock an impressive range of other species.

If you are able to visit on John's Garden open days in July and September, you will be able to see a fine collection of hydrangeas growing in the beautiful garden of the nursery owner John Massey.

H. macrophylla

This is the most popular and widespread hydrangea of gardens. The large mophead flowers in shades of blue, violet, red, pink and white are indispensable for mid to late summer colour in the garden and their dried flower heads often persist into winter. *H. macrophylla* is also available in lacecap form with large sterile florets placed around the central fertile flowers.

They perform best when given a cool moist root run and a sheltered aspect: this is why they do so well at the base of a wall. In the open border, they are best with a light tree cover and the shelter of other shrubs but they will tolerate a more open aspect if there is plenty of humidity. It is essential to avoid exposure to northern or eastern winds, as well as extremes of frost because both will damage young flower buds. You should also avoid a position that bears the brunt of hot midday or afternoon sun. Little pruning is necessary other than removing the old flower heads in late spring or early summer. Cut these back to just above the uppermost pair of buds: it is these that produce the new season's flowers. Overcrowded stems can be thinned out at the same time.

H. serrata

Similar to *H. macrophylla* but generally hardier, more slender in stature and typically has smaller flowers arranged in lacecap form. They are prized for their exquisite delicate beauty, although the flower heads do not persist as long as mopheads after flowering has finished. Performs better in colder, drier gardens than *H. macrophylla*, but otherwise the same cultural requirements apply.

Blue or Pink?

H. macrophylla and *H. serrata* are almost unique in the plant world in their ability to change their flower colour in response to the pH and mineral content of the soil, but that is surely part of the magic and charm of growing them?

Some gardeners however may have a particular colour in mind. If good blue flowers are required, an acid soil is essential and the presence of aluminium available to the plant. If these do not occur naturally in your soil, hydrangea colourant powder (aluminium sulphate) and sequestered iron can be purchased in any garden centre.

If your preference is for pink or red flowers, forget about aluminium. A neutral or slightly alkaline soil will ensure that your hydrangeas are pink. (You may still need some sequestered iron to prevent chlorosis, a yellowing of the leaves due to the lime in the soil locking up the available iron.)

WHEN TO BUY PLANTS

H. macrophylla and *H. serrata* varieties (usually 3 litre pot size) are available from early June to October. All other varieties are generally available throughout the year.

- Buy online from ashwoodnurseries.com. Cultural instructions are sent with every order.
- Visit our nursery. Please check availability beforehand if you are wishing to purchase specific varieties.
- Pre-order by telephone, email or order form (available on request or download from ashwoodnurseries.com)

H. anomala subsp. *petiolaris*

A climbing hydrangea, self-clinging and vigorous. Lacecap creamy white flowers in May. Shy to flower in its early years, but spectacular when mature. Very hardy, shade-tolerant and is a useful subject for a north wall or for growing on a mature tree.

H. arborescens

Cultivars of this species are prized for their enormous rounded blooms, borne in profusion from mid-summer to autumn. They flower on new season's growth making them ideal for cold areas. Enjoys light shade and will tolerate a degree of drought. Can be hard pruned in spring to achieve maximum sized blooms.

H. aspera

A tall growing species with domed pinkish mauve lacecap type flower heads and large hairy leaves. A handsome architectural plant requiring plenty of space. It will tolerate drier conditions, chalky soils and prefers some light tree cover. No pruning required.



H. paniculata

Beautiful large panicles of creamy white flowers in late summer and autumn, with many cultivars turning pink with age. A woody hydrangea blooming on new season's growth making it suitable for cold areas where others might not thrive. Will grow happily in full sun but avoid windy sites. Can be hard pruned in spring to achieve maximum sized blooms.

H. quercifolia

The 'oak-leaved' hydrangea with generally creamy white panicles on a fairly lax shrub. Good foliage subject, only one of two hydrangea species to have pinnate leaves, and often developing spectacular autumn colour. This is very frost hardy but needs a sunny sheltered position to perform well. No pruning required.

A full list of our hydrangeas is available on request or can be viewed on our website (www.ashwoodnurseries.com). Additional photographs can also be viewed on our online photo gallery.

HYDRANGEAS



Hydrangea macrophylla 'Altona' AGM



H. m. 'Ave Maria'



H. m. 'Ayesha'




H. m. 'Bachstelze'



H. m. 'Blauweisse' AGM



H. m. 'Brugg'




H. m. 'Dr Jean Varnier'



H. m. 'Enziandom'



H. m. 'Fasan'



H. m. 'Forever Pink'




H. m. 'Générale Vicomtesse de Vibray' AGM



H. m. 'Geoffrey Chadbund' syn. 'Mowe' AGM



H. m. 'Izu No Hana'



H. m. 'Kardinal'



H. m. 'Klaveren'

These photographs are for guidance only. Colour reproduction is close but slight variations will occur.

HYDRANGEAS



H. macrophylla 'Lanarth White' AGM



H. m. 'Madame Emile Mouillière' AGM



H. m. 'Nachtigal'



H. m. 'Oregon Pride'



H. m. 'Pfau'



H. m. 'Red Red'



H. m. 'Romance'



H. m. 'Rosita'



H. m. 'Rotschwanz' AGM



H. m. 'Schneeball'



H. m. 'Soeur Thérèse'



H. m. 'Taube'



H. serrata 'Bluebird' AGM



H. s. 'Blue Deckle'



H. s. 'Grayswood' AGM

These photographs are for guidance only. Colour reproduction is close but slight variations will occur.

HYDRANGEAS



H. serrata 'Hime-benigaku'



H. s. 'Miranda' AGM



H. s. 'Shojo' AGM



H. s. 'Shiro-gaku'



H. s. 'Tiara' AGM



H. anomala subsp. *petiolaris* AGM



Hydrangea arborescens 'Annabelle' AGM



H. arborescens. 'Bounty'



H. aspera 'Anthony Bullivant'



H. paniculata 'Limelight' AGM



H. paniculata 'Phantom' AGM



H. paniculata 'Vanille Fraise'



H. quercifolia 'Little Honey'



H. quercifolia 'Snowflake' AGM



H. quercifolia 'Snow Queen' AGM

These photographs are for guidance only. Colour reproduction is close but slight variations will occur.

LEWISIAS

Lewisias at Ashwood

We are extremely proud that our first Gold medal awarded at Chelsea was for our exhibit of lewisias, which included the launch of *Lewisia* Ashwood Carousel Hybrids. In addition, our strain of *Lewisia cotyledon* hybrids are widely regarded as being the finest ever produced, the result of many years of selection and hand pollination. We are also delighted to hold a national collection of lewisias for the NCCPG.



Lewisia cotyledon Ashwood Strain

These come in a wide range of vibrant colours including yellow, white, pink, magenta, red, orange and apricot. Their main flowering period is April to May, but they frequently produce a second flush in late summer. They are evergreen rosette forming alpine plants and are suitable for troughs, scree beds, rock gardens and walls. They are also superb in the alpine house.

In the wild, evergreen lewisias are frequently found growing vertically in shady rock crevices where the roots can reach moisture, but where the collar of the plant remains perfectly drained. If possible, a similar position should be found in the garden where their natural habitat can be simulated, and this can easily be achieved by planting lewisias on their side between rocks. They prefer a slightly acid soil, which must be very free-draining. They are very frost hardy and do best in a cool open aspect, north or east facing, to avoid being baked by the hot afternoon sun. Given these conditions, they will grow happily and self set in any crevice where they can gain a foothold. Once well established, do not water your lewisias: no matter how dry the weather they will thrive without your intervention! 15-23cm (6-9ins).

Lewisia Ashwood Carousel Hybrids

In our breeding programme, we aimed to develop a strain of truly weather resistant lewisias and our *Lewisia* 'Ashwood Carousel Hybrids' have certainly lived up to all our expectations. They are very tolerant of wet winters, are hardy to at least -10°C, and grow perfectly well when planted on the flat. They will grow in sun or partial shade, preferring a well drained but moisture retentive soil. Their free flowering habit and ease of cultivation make them ideal subjects for the rock garden, troughs and scree gardens. They are also excellent subjects for the alpine house. Whilst they are much dwarfer than conventional lewisias, they have a prolonged flowering period and evergreen foliage. They are available in a wide range of colours from yellow, apricot and orange to salmon, pink and magenta and their flowers are produced in great

profusion from April to June, often with a second flush in late summer. These lewisias are sterile which means that they do not set any seed; one of the factors which makes them flower so prolifically. Evergreen foliage. 10cm (4ins).

Lewisia Species and Cultivars

We have a large proportion of the known lewisia species in our national collection. Some of these, like *L. rediviva* and *L. tweedyi*, have large showy flowers and make wonderful plants in an alpine collection, but are very difficult to grow outdoors in Britain. We propagate from the collection and young plants can be purchased when available. Most species and cultivars will be of interest to specialist alpine collectors who can provide the conditions in the alpine house to enable them to thrive. Please do ask if you are looking for any particular lewisia because we may well be able to help. A list is available on request or can be viewed on our website – www.ashwoodnurseries.com.



L. brachycalyx pink shades




L. cotyledon var. *heckneri*



L. cotyledon
Ashwood Strain yellow shades



L. cotyledon
Ashwood Strain whites



L. cotyledon
Ashwood Strain pink shades



L. cotyledon
Ashwood Strain orange shades



L. tweedyi Lemon form



L. tweedyi 'Rosea'

These photographs are for guidance only

WHEN TO BUY PLANTS

Plants of flowering-size are available throughout the year.

- Buy online from ashwoodnurseries.com. Cultural instructions are sent with every order.
- Visit our nursery during March to May for the best time to see them in flower. Please check availability beforehand if you are wishing to purchase specific varieties.

SALVIAS

Salvias at Ashwood

We offer a wide selection of salvias, which are mostly grown on the nursery. Salvias are a fascinating genus of plants which offer such a variation of flower colour, shape and foliage, ranging from hardy *microphylla*, *involucrata* and *patens* varieties, through the half-hardy *greggii* varieties that are smaller-growing in habit and with highly aromatic foliage, to the exotic flowers of the tender varieties. Their colour range is outstanding; intense blues, vibrant scarlets, soft yellows, apricots, pinks and even the occasional black. Surprisingly there are only a few salvias with white flowers.

Salvias come into their own in mid-summer and continue their colourful display throughout autumn when many other plants are looking tired after a long summer. Their aromatic foliage, intensity of colour and diversity of form are quite captivating, whilst their speed of growth can be amazing. They are excellent subjects for the mixed border and the taller varieties are invaluable for adding structure where height is needed. Salvias also lend themselves very well to container cultivation, either on their own or associated with other subjects.



Salvia 'Phyllis Fancy'

Cultivation

The best time to plant out salvias is from late May to early June, or as soon as possible after the risk of late spring frosts has passed. This gives plants the maximum time to establish and get their roots down before winter. With the hardier salvias, we plant them in normal garden soil. The tender salvias, for example *S. confertiflora*, *S. fulgens* and *S. leucantha*, tend to flower earlier with the addition of a little general fertiliser or compost. We recommend that salvias are trimmed back before planting to encourage sturdy growth. Salvias have few demands, but some are brittle and require support when planted out in an open or windy position. The frequent removal of old flower heads will promote many more new flowers. Do not be tempted to trim back and tidy your salvias until late spring, when the new growth has started and the risk of frosts has passed. Many salvias are reasonably hardy if planted in a sheltered sunny position. The soil should not be over rich, and winter drainage must be good. It is advisable to take a few cuttings in late summer as insurance. If required the tender salvias can be lifted, potted and grown on under protection in a greenhouse or conservatory.

Salvias in brief

There are over 900 species of salvias distributed throughout the world. A large proportion of these come from Mexico and South America. Here at Ashwood we grow around 80 varieties. Our main specialities are the *microphylla*, *x jamensis* and *greggii* species.

WHEN TO BUY PLANTS

Salvias are available from May to September.

- Buy online from ashwoodnurseries.com. Cultural instructions are sent with every order.
- Visit our nursery. Please check availability beforehand if you are wishing to purchase specific varieties.
- Pre-order by telephone, email or order form (available on request or download from ashwoodnurseries.com)

Salvia microphylla and *x jamensis* cultivars

These are some of the hardiest and easiest shrubby salvias to grow. They have strong growing stems, foliage that is usually slightly hairy and a profusion of flowers in an intense colour range. Pale pink, scarlet or yellow blooms are produced over a long period from July to the first frosts. Plants are rounded in habit and are normally fairly woody. In severe winters, the top growth may die back, but will re-grow from the base rather like hardy fuchsias.

Salvia greggii cultivars

Excellent plants which are very free-flowering from July to November. Plants are variable in colour ranging from apricot and purple to yellow, pink and white. Their growth habit is generally smaller growing than the *S. microphylla* cultivars, with smaller, narrow elliptical foliage and bushy growth. Plants are highly aromatic and are best grown in a warm, sunny position which is free draining in winter.

Planting combinations

Salvias lend themselves to a variety of planting combinations. Combine them with the tropical foliage of bronze cannas and red bananas for dramatic effect. Add in a few *Isoplexis canariensis* with their exotic orange flower spikes and an under planting of half-hardy verbenas in shades of red and pink.

For a traditional look, mix salvias with bright yellow *Rudbeckias*, plum coloured *Echinaceas* and the marbled foliage of heucheras. To complete the effect, mix in a pot of brightly coloured pelargoniums to bring the whole scheme together.



A mixed border of salvias

SALVIAS



Salvia 'Hot Lips' AGM



S. greggii 'Sungold'



S. x jamensis 'Trebah'



S. greggii 'Peach'



S. x jamensis 'Sierra San Antonio'



S. 'Amistad'




S. chiapensis



S. patens AGM




S. blepharophylla 'Painted Lady'



S. 'Indigo Spires'



S. tubiflora AGM



S. 'Christine Yeo'



S. x jamensis 'Maraschino'



S. x jamensis 'Moonlight over Ashwood'



S. involucrata 'Bethellii' AGM

*These photographs are for guidance only
Colour reproduction is close but slight variations will occur*

SALVIAS



Salvia buchananii AGM



S. guaranitica 'Black and Bloom'



S. 'Love and Wishes'



S. 'Nachtvlinder' AGM



S. 'Wendy's Wish'



S. uliginosa 'African Skies'



S. 'Silke's Dream'



S. 'Trellisick'



S x jamensis. 'Raspberry Royale' AGM



S. microphylla 'Belize'



S. patens 'Guanajuato'



S. 'Waverly'



S. 'Mulberry Jam'



S. regla



S. greggii 'Icing Sugar'


*These photographs are for guidance only
Colour reproduction is close but slight variations will occur*

CYCLAMEN

Cyclamen at Ashwood

Cyclamen are a long-established speciality and our impressive record of Gold medals awarded at the RHS London flower shows is a testament to the quality of our plants. We offer an extensive selection of species and cultivars, all raised here on the nursery from our own collected seed. We are proud of our close association with the Cyclamen Society, who list us on their website as a recommended grower.

If you are able to visit us, you will discover many of them growing in our beautiful nursery show garden. Alternatively, if you come on John's Garden open days in autumn or winter, you will see how the nursery owner, John Massey, has used cyclamen in his own garden to stunning effect. Our cyclamen house is a wonderful sight in autumn and early spring when many of our stock plants are in flower. We also feel sure that you will be impressed with the inspirational displays in our sales greenhouse, where you can select your plants for purchase.



A carpet of *Cyclamen coum*

Garden Cultivation

We believe that cyclamen should have a place in every garden. Although originating mostly from lands bordering the Mediterranean, several species are perfectly hardy in Britain and they have proved indispensable for providing colour in the garden throughout most of the year. The autumn flowering cyclamen are an irresistible part of the autumn scene, while winter and spring flowering cyclamen are delightful companions for hellebores, snowdrops and other spring flowering bulbs. All have exquisite flowers and often have quite distinct fragrances, but even when not in flower, the foliage of many of these cyclamen species is outstanding.

Cyclamen thrive around the base of mature shrubs and trees, but they are also happy along north facing walls, in stone troughs and in the rock garden. As a general rule, cyclamen prefer a position which is slightly shaded in summer, and moist during autumn through to late spring. Above all, the site must be well drained and the addition of copious quantities of shredded leaf mould will create a perfect medium in which to grow your cyclamen. Top dressing with leaf mould and grit during the dormant season can also be beneficial. Very little fertiliser of any kind is required but do remember that most cyclamen are dormant during the summer, so be careful with the hoe!

Once established, hardy cyclamen should be left undisturbed for many years and they will just keep getting better. The number of flowers will increase year by year and in time, young seedlings will appear which may be left in situ to mature or be transplanted to other parts of the garden.

WHEN TO BUY PLANTS

Cyclamen plants of flowering-size are available throughout the year, although bear in mind that most are dormant in summer. If you wish to select your plants in flower, September to October are best for *C. hederifolium* and other autumn flowering cyclamen. January and February are best for *C. coum* and other spring-flowering cyclamen.

- Buy online from ashwoodnurseries.com. Cultural instructions are sent with every order.
- Visit our nursery. Please check availability beforehand if you are wishing to purchase specific varieties.
- Pre-order by telephone, email or order form (available on request or download from ashwoodnurseries.com)

Alpine House Cultivation

All cyclamen are suitable for alpine house cultivation but some varieties actually grow better in the controlled environment of the alpine house than in the garden. These include those that need protection from prolonged periods of frosty weather, summer wet or strong sunlight. In addition, some cyclamen are slow to increase or extremely choicé and these can be more easily nurtured under glass.

Cyclamen make a wonderful addition to the alpine house, where a selection can give colour from early July right through to the end of April. In particular, the autumn flowering species fill a gap in the year when very little else is in bloom.

The alpine house should receive maximum light but will require shading in summer. Good air circulation is crucial and extra vents are a must. We advise growing your cyclamen in clay pans. We recommend using a compost made up by mixing two parts (by bulk) of John Innes compost No. 2, one part of Perlite and one part of shredded leaf mould. Top dress all tubers with a layer of grit, except *C. persicum*, which should be potted with the tuber just half-covered. Give just enough heat to exclude frost in very cold weather. Otherwise, plunging your pots in sand or covering with horticultural fleece during very cold spells will give an amazing amount of extra protection.



Cyclamen coum f. *albissimum*
'Ashwood Snowflake'

Cyclamen for the Garden

The cyclamen in this section have proved to be hardy with us outdoors in the Midlands. In northern England and Scotland, some of these species may need extra protection in very cold weather. All of them will also make superb plants for the alpine house.

C. cilicium AGM

Given a sheltered position in dappled shade, this species has wintered quite successfully in our area. The elegant flowers are a soft shell pink, blotched at the mouth with crimson, with a honey-like scent and produced from September to November. The patterned leaves appear with the flowers in autumn. A pure white form is also available.

C. cilicium f. *album*

A beautiful and vigorous white form of this species.

C. colchicum

Superficially similar to *C. purpurascens*, but with a much thicker, more leathery texture and a thickened lower margin to the leaves, which also tend to be less patterned. The flowers are a similar shade of purplish-pink, a little more compact than *C. purpurascens* and produced from August to September.

C. confusum

The tetraploid form we offer originated in Crete. The flowers are larger than most and range from pale pink to rich rose. Some are scented. The foliage is robust and glossy, but plants seem reluctant to set seed. Flowers late September to October. Best in full sun.

C. coum AGM

This charming winter flowering cyclamen may bloom before Christmas and continue until late March. The flowers can be white, shell-pink, rose or magenta, and the kidney-shaped foliage may be glossy dark green or beautifully patterned with silver.


A very hardy species which can be grown in a trough, in the rock garden or under trees and shrubs where they should be kept just moist even when dormant.

C. coum f. *albissimum* 'Ashwood Snowflake'

Raised at Ashwood, this selection is very distinctive. A profusion of pure white flowers appear on sturdy stems from January to March above pewter foliage which is highlighted with a characteristic dark green 'Christmas tree' pattern. These are seed raised and can vary slightly, but all are worthy of a place in any collection.



C. coum f. *albissimum*
'Golan Heights'



C. coum 'Maurice Dryden'

C. coum f. *albissimum* 'Golan Heights'

A beautiful pure white form from Israel with exquisite flowers and glossy plain green foliage. A little more delicate than the type, but it breeds true and makes a lovely plant given time.

C. coum 'George Bisson'

A scarce pure white flowered *coum* with lightly marbled leaves, more vigorous and easy going than some pure white cultivars.

C. coum 'Maurice Dryden'

A lovely white flowering form, with a more open corolla and a dark basal blotch. Leaves generally pewter with a green edge. Some plants raised from seed will have soft pale pink flowers, and these have been called 'Blush'.

C. coum Nymans group

Silver or pewter leaves with a green edge, and magenta flowers. Plants can be slow to increase in size.

C. coum Pewter group AGM

Flowers are generally shell-pink, but deep-magenta and bicolor forms do occur. Leaves have an overall pewter wash, sometimes just edged with green.

C. graecum

Pink flowers above the most wonderfully patterned leaves, from August to the end of October. A beautiful variety well worth trying in the garden, providing its requirements are met. A warm south-facing sight in full sun is essential, as is good drainage. When planting, dig in a generous amount of grit, well-rotted pine needles and oak or beech leaf mould. Top dress with 25mm (1 inch) of grit or decomposed pine needles. A stunning foliage subject for the garden but will always flower best in the alpine house.

C. hederifolium AGM (syn. *C. neapolitanum*)

The beautifully formed, long petalled flowers are rose-pink with dark crimson markings between the conspicuous 'auricles' and are produced in profusion from late August to the end of October. The 'ivy-leaved' foliage quickly follows the emergence of the first flowers and makes attractive ground cover until the following spring. Plant in drifts for the very best effect, in any light to medium soil in sun or partial shade. Annual top dressing with well made leaf-mould or pine needles will give superb results.

C. hederifolium *albiflorum*

Vigorous, free-flowering pure white form, slightly variable with some having a pink shading in the mouth. Lovely foliage.

C. hederifolium Bowles Apollo group

Originally found in the garden of E. A. Bowles. Flowers may be pink or white, but it is the leaves that make this group outstanding. The best have a 'double shield' marked out with silver. Young leaves can have a pink over-layer. Seedlings are very variable and need selecting.

C. hederifolium Ruby Strain

This strain is early, vigorous and very free-flowering, producing deep rose pink flowers sometimes within 12 months of sowing. All are conspicuous in that the colour suffuses upwards through the petals, generally leaving a paler margin. Invaluable for extending the colour range of *C. hederifolium* in the garden setting.

C. hederifolium 'Silver Cloud'

The bold silver-washed leaves are very striking during the winter months, after the pink flowers are over.

C. hederifolium 'White Cloud'

An outstanding white flowered form, with the same bold silver-washed leaves as *C. hederifolium* 'Silver Cloud'.

***C. hederifolium* Silver-leaved group**

Despite the name the leaves are generally pewter in colour, with a single dark green stripe towards the tip. Pink or white flowered.

***C. hederifolium* 'Stargazer'**



A curiosity in the plant world with upward-facing pink or white flowers. Probably best in the rain shadow of a large tree.

C. intaminatum

The exquisite flowers are mostly white with delicate veining, but can also be flushed with pink. Flowers may appear as early as July and continue until November. An easy species and its dwarf habit makes it especially suited to planting in alpine sinks. Does well in sun or shade.

***C. pseudibericum* AGM**

This is a handsome cyclamen and virtually hardy in this area, flowering when *C. coum* is passed its best. Also striking in the alpine house, where it needs shade in warm weather and careful watering during the autumn. Rose-pink flowers marked with maroon blotches and a white 'throat' are held erect above glossy foliage with bold silver markings, from February to March.

C. pseudibericum* f. *roseum

A pale form of the above, which seems to be more vigorous with us and very floriferous.

***C. purpurascens* AGM**

This species is virtually evergreen as the old leaves await the start of fresh growth before fading away. The shapely flowers are soft pink to magenta, held nicely above the marbled foliage, from June to December. This is a very hardy species, but to enjoy this cyclamen at its very best, grow it in a pan in the alpine house where, on a warm afternoon, the marvellous 'Lily-of-the-Valley' scent will enchant you. Plants show a preference for deep shade and a greater degree of moisture than for most other cyclamen. Some of our very best plants have positively thrived under the glasshouse staging.

***C. purpurascens* Limone form (syn. Lake Garda form)**

This is a lovely form of the above with a silver wash over the leaves. Unfortunately, it is not a true breeding line, so these plants are invariably rare but desirable.

C. purpurascens* *fatrense

A plain green leaved form of this species.

C. repandum

A woodland species, which is generally hardy to at least -5°C. The leaves can be plain green but the best forms have well defined silver hastate markings with undulating pointed edges. The flowers, in various shades of pink appear in April and May and look especially nice planted among wild primroses. The petals are slender and elegantly twisted and some forms are sweetly scented.

The plants need plenty of cool shade, and a sheltered wooded area or similar will give the best results. Before its first winter, give it a 9cm deep (3½ ins) top dressing of leaf litter. In the alpine house, plant the tubers half way down a suitable sized pot and keep shaded during March and April.

***C. rhodium* subsp. *peloponnesiacum* AGM**

A charming shade-loving cyclamen that is well worth trying in the garden. Leaves can either be patterned or speckled with cream, or both together. Flowers are rose-pink at the mouth, shading to lighter hues above, produced from April to May. As well as shade and free drainage, it must have dry conditions in summer. Here we grow it underneath a large pine, where it thrives. Before its first winter, give it a 10cm (4ins.) top dressing of leaf litter, ideally pine needles. If grown in the alpine house, shade from hot sun from March onwards.

Cyclamen for the Alpine House

The cyclamen in this section are generally regarded as being better suited to alpine house cultivation. In sheltered locations, especially in Southern England, many of these species will survive quite happily outdoors.

C. africanum

Graceful pink flowers from September to November and large leathery leaves. Prefers full sun and dry summers. When leaves start to wither in late spring, give no water until some new growth is visible, usually in September. Give plenty of ventilation and very little fertilizer.

***C. alpinum* (syn. *trochopteranthum*)**

The distinctive windmill-like scented flowers are produced from January to February and come in shades of pale pink, rose and magenta. Leaves appear in autumn with some patterning.

***C. alpinum* 'Nettleton White'**

A selection made at Pottertons Nursery with white flowers and a purple nose.

C. balearicum

A shade loving species with very attractive silver patterned leaves. Slender white flowers appear in March and April.

***C. coum* f. *albissimum* 'Lake Effect'**


Another pure white flowered form with pale hastate patterning on the foliage.

C. coum* subsp. *caucasicum

This has more elongated flowers than *C. coum* and also heart-shaped leaves. Flowers, usually mid-pink, appear from January to March.

***C. coum* 'Tilebarn Elizabeth'**

A truly wonderful cyclamen raised by Peter Moore. Uniformly pewter leaves set off delightfully bicoloured flowers which are pale pink with a deeper basal blotch, with each petal delicately edged in vibrant rose pink. Flowering is usually in February or March. Superb!



C. alpinum



C. coum 'Tilebarn Elizabeth'

C. x drydeniae

A hybrid between *C. alpinum* and *C. coum* with propeller-like generally mid-pink flowers much like *C. alpinum*, produced from January until March. Leaves have an overall pewter wash with a well-defined green edge.

C. elegans

A very distinct plant from Northern Iran with larger, 'elegant' mid-pink flowers with the usual darker blotch from December to February. The leaves are heart shaped with a hastate pattern. This is a rare plant which is slow to increase.

C. creticum

Slender white flowers with a sweet perfume appear between March and May. Some have a pale pink flush. Shade from strong sunlight and keep dry during July and August. Rare in cultivation.

C. cypricum

White flowers delicately marked with pink appear from September to November, above attractive patterned green leaves. Very sweetly scented. Prefers shade and dry conditions from June to August.

***C. cypricum* 'E.S'**

A strain raised some years ago at Elizabeth Strangman's Washfield Nursery, with extra fine silver splashed foliage. Also sweetly scented.

C. graecum

Pink flowers above the most wonderfully patterned leaves, from August to the end of October. Grow in deep pots to accommodate the long tap roots. A summer bake, together with some moisture from below will induce flowering.

C. graecum* subsp. *candicum

From the White Mountains of Western Crete. Pale pink flowers appear from August to October above compact dark, pointed foliage which is crimson beneath.

C. graecum* f. *album

Only found in the Greek Peloponnese, a wonderful pure white form, very desirable.

***C. graecum* 'Glyfada'**

Attractive pewter foliage and pink flowers, purple nosed.

***C. libanoticum* AGM**

Large soft pink flowers blotched with crimson, with a strong spicy fragrance, appear in March. Give cool, dry shade in summer and moisture with full light in winter. This attractive species is quite rare in the wild. Pot several together in a pan to make a really good display.

***C. mirabile* AGM**

On the best plants, young leaves emerge with an overlay of vivid pink which fades as they mature. Flowers emerge from the centre of the plant in various shades of pink with rose basal markings in September to October. Give full light in winter.

***C. mirabile* 'Tilebarn Nicholas'**

An excellent form from Peter Moore. The leaves have a well-defined dark green 'Christmas Tree' pattern surrounded by pure silver.

C. parviflorum

This dwarf species, although hardy, is best in the alpine house. Small, sweetly scented flowers emerge from January to March, above dark green leaves. Needs to be moist (even when dormant) and shaded from hot sun.

C. persicum

The large florists' cyclamen all originate from this species. Larger than most, the pale pink flowers with a deeper blotch appear in March or April. Deeper pink and white forms are also available. Many are strongly scented. The foliage too is attractive and variable. Keep dry during July and August, then full sun and moisture in autumn, and shade when coming into flower. Pot with the tuber half exposed to reduce the risk of botrytis.

C. repandum* f. *album

A lovely pure white form, flowering from April to May. Not believed to be as hardy as the type.

C. rhodium* subsp. *rhodium

Endemic to the island of Rhodes. White flowers with a delicate circle of pink around the mouth appear from April to May above lightly speckled foliage. Slow to increase. Keep shaded from hot sun from March onwards.

C. rhodium* subsp. *vividum

A selection from the Peloponnese, with vivid uniform red flowers, still scarce in cultivation. Keep shaded from hot sun from March onwards.

C. rohlfsianum

A very distinct species which will develop very large attractive leaves if grown in warm conditions. The pink flowers have protruding yellow stamens, distinguishing them from any other species. Dry off in May, and bake until August, with no water. Pot on early in August, keeping the tuber barely covered and grow at around 16°C for best results. Flowering is in September and October, before or with the leaves.

C. x saundersii


A vigorous hybrid between *C. balearicum* and *C. rhodium* subsp. *peloponnesiacum*, with variable silver spotted and marbled leaves. Flowers, usually shell-pink, are produced from March to April.

C. x schwarzii


A hybrid between *C. libanoticum* and *C. pseudibericum* with intermediate characteristics. Flowers can be white or pale pink, both purple nosed and appearing from February to March.

C. x wellensiekii

A hybrid between *C. libanoticum* and *C. cypricum*. Flowers late autumn into winter, with blooms and foliage resembling those of *C. cypricum*.



C. x wellensiekii



C. pseudibericum

CYCLAMEN



C. coum magenta shades



C. coum rose pink shades



C. coum white



C. elegans



C. graecum



C. graecum album



C. hederifolium f. *albiflorum*



C. hederifolium 'Ruby Strain'



C. intaminatum



C. libanoticum



C. parviflorum



C. persicum



C. pseudibericum



C. purpurascens



C. repandum



C. repandum f. *album*



C. rhodium subsp. *peloponnesiacum*



C. rohlfsianum

These photographs are for guidance only. Colour reproduction is close but slight variations will occur.

PRIMULA AURICULA

Primula auricula at Ashwood

Auriculas are a long-established speciality at Ashwood. If you are able to visit us from mid-March to April, we are sure you will be captivated by the jewel-like beauty, exquisite forms and subtle fragrance of the plants we offer for sale.



Primula auricula Ashwood Alpine Strain

Ashwood 'Alpine' Auriculas

'Alpine' auriculas have blooms of intensely rich colour and wonderful shading, produced from mid-March to April. 20cm (8ins). We offer flowering size plants, raised from our own seed strain that has been developed at Ashwood over many years by carefully hand-pollinating only the best with the best. The colours are rich and vibrant, and many are equal in quality to named varieties. You can choose blues, crimsons and pinks all with light centres, or mahogany reds and flames with rich golden yellow centres. Unlike 'show' auriculas, the flowers and foliage are completely devoid of powdery 'meal' or 'farina'. In addition, we offer a good selection of named 'alpine' auriculas raised from cuttings.

Cultivation

In the garden, provide 'alpine' auricula plants with moist soil, rich in humus. Choose a well-drained site where there is a little dappled shade, or plant them in a trough which can be moved to a shady spot in the summer months. They are equally at home in the cold greenhouse.

Named Varieties of Show Auriculas

We offer a good selection of 'double' and 'show' auriculas (the latter includes 'selfs', 'edged', 'stripes' and 'fancies'). These auriculas are aimed at the collector and are only suitable for cold greenhouse cultivation. The 'show' forms have powdery 'meal' or 'farina' on the flowers and foliage and need protection from rain. Similarly, the intricate blooms of the 'double' forms are best when sheltered from wind and rain.

Traditionally these auriculas were grown in long toms, but plastic or normal clay pots will do the job. The greenhouse must be shaded from late March until September and be very well ventilated. Regular attention must be given to watering, cleaning and re-potting.

We offer an excellent selection of named varieties raised from cuttings. A full list can be viewed on our website.

WHEN TO BUY PLANTS

Ashwood 'alpine' auriculas of flowering-size are available from mid-March to April. Named 'alpine', 'show' and 'double' cultivars are available throughout the year.

- Buy online from ashwoodnurseries.com. Cultural instructions are sent with every order.
- Visit our nursery. Please check availability beforehand if you are wishing to purchase specific varieties.



Primula auricula Ashwood Alpine Strain blue shades




Primula auricula Ashwood Alpine Strain pink shades



Primula auricula Ashwood Alpine Strain flame shades



Primula auricula Ashwood Alpine Strain red shades



Primula auricula Ashwood Alpine Strain crimson shades




Show auricula 'Soliloquy' (striped)



Show auricula 'Hawkswood' (fancy)



Show auricula 'Coventry Street' (self)



Border auricula 'Dale's Red'



Show auricula 'Slioch' (edged)



Double form auricula 'Lincoln Fair'



Alpine auricula 'Legolas' (Light centred)

These photographs are for guidance only

HEPATICAS

Hepaticas at Ashwood

Ashwood is one of only a few nurseries in the UK specialising in hepatica plants. The nursery owner John Massey is widely regarded as being one of the UK's leading experts on hepaticas: he has his own private plant collection and has travelled to North America, Asia and Europe to see them in the wild. Our impressive record of Gold medals for hepatica exhibits at RHS London Flower Shows is a testament to the quality of our plants.

Hepaticas are among the most beautiful flowers of early spring. On bright sunny days their flowers open wide to display their simple beauty and unobtrusive charm. The colour range includes mainly blue, pink and white in single, semi double or double forms. The colour and form or the stamens also vary so that all sorts of delightful combinations are possible. They are small clump-forming, almost evergreen perennials with attractive lobed leaves, usually green, but some varieties having beautiful variegations or marbling on the upper surface.



Hepatica x schylteri Ashwood Blue Marble Group

A separate full colour cultural guide for hepaticas is available to purchase on our website or by telephone.

WHEN TO BUY PLANTS

Plants of flowering-size are available throughout the year.

- Buy online from ashwoodnurseries.com. Cultural instructions are sent with every order.
- Visit our nursery during February to March for the best time to see them in flower. Please check availability beforehand if you are wishing to purchase specific varieties.

ANEMONE PAVONINA



Anemone pavoninas planted in John's Garden

Anemone pavonina at Ashwood

If you have visited the Mediterranean in early spring and walked through olive groves or over grassy hillsides, you will almost certainly have come across *Anemone pavonina*. The most widespread flower colour is bright scarlet, but other colours frequently appear including white, purple and many shades of pink and salmon, all with a striking dark purplish-black boss in the centre of each flower. Some flowers even change colour as they mature. It is from these origins that our strain of anemones has been selected. In Britain, flowering is from late February until early April, and flower stems are usually between 30-45cm (12-18ins) in height.

They are stunning in the mixed border or when naturalised in grass. A visit to John's Garden in April will reveal an inspirational planting of these colourful anemones in the short grass of the Crab Apple Walk.

They also look delightful towards the front of any sunny border where, in well drained soil, they will become more and more floriferous as the years go by.

Cultivation


We have been growing *Anemone pavonina* hybrids for many years now and have found them to be hardy to at least -10°C, providing that their preference for a sunny, well drained position in the garden is met. Like many plants from the Mediterranean region, they die down and rest during the summer. In the following autumn, fresh leaves appear followed by further foliage and the first flower buds, usually in February or March. Over two or three seasons they will develop into quite substantial plants with many more flowers.




Scarlet shades



Rose pink shades



Bright purple shades



Whites

WHEN TO BUY PLANTS

Plants of flowering-size are available throughout the year.

- Buy online from ashwoodnurseries.com. Cultural instructions are sent with every order.
- Visit our nursery during March to May for the best time to see them in flower. Please check availability beforehand if you are wishing to purchase specific varieties.

JOHN'S GARDEN AT ASHWOOD NURSERIES

John's Garden is the creation of nursery owner John Massey VMH. Considered one of the finest private gardens in the UK, it has featured on television and in numerous articles in the national press and gardening magazines.



This is a garden for all seasons with magnificent collections of trees, shrubs, herbaceous perennials and conifers adding to the interest all year round.

Informal borders, island beds and woodland dells are set in delightfully tranquil surroundings alongside the Staffordshire and Worcestershire canal.

There are many fine features including a stunning pool and rock garden planted with choice alpines and miniature bulbs, an *Anemone pavonina* meadow and a charming ruin garden.

A 'hot' border is home to a collection of South African plants, the stump garden provides a dramatic setting for ferns and there is a beautiful wildlife meadow. Throughout the garden, urns and patio pots are imaginatively planted for seasonal interest.

John believes 'a garden is not just about plants, it's a place full of memories and stories of people who have inspired us, shared their knowledge and given us plants.'

John's Garden is a three-acre private garden tucked behind Ashwood Nurseries

Open for charity on selected dates throughout the year.

Visit ashwoodnurseries.com for forthcoming dates.

Group visits to John's Garden are welcome by appointment.



Poppy and Willow relaxing on the patio



The Wildlife Meadow

We offer an opportunity to discover the delights of the native plants and animals that inhabit our new Wildlife Meadow. With careful management we want to attract wildlife that will amaze and inspire our visitors with different things to see throughout the seasons. It is open to the public on John's Garden Charity Open Days (weather and ground conditions permitting). Be aware that there is a steep gradient in the meadow and sturdy footwear is advised. We are very sorry but as yet we do not have disabled access to the meadow.

PLANTS BY MAIL ORDER

Our Service

- Our quality plants can be delivered anywhere in the UK and Europe.
- We send your plants by 'Next day delivery' courier service, (transit times may vary for selected destinations).
- Our special packaging ensures your plants will reach you in perfect condition.
- All of our plants (up to 20 litre pot size and up to 1.4m tall) can be sent subject to availability.
- We provide a friendly service and we are more than happy to discuss your requirements.

Three ways to order

1. **Online:** Visit our online shop at ashwoodnurseries.com
2. **Telephone:** Call us Monday to Friday 9am-5pm on 01384 401996
3. **Postal:** Complete the relevant order form available from our website or by request and return by post.

All of our plants are subject to seasonal availability



Ashwood quality direct to your door with our mail order service

WELCOME TO ASHWOOD NURSERIES

The Nursery and Garden Shop

We are a traditional working nursery and garden centre with a world-wide reputation for our specialist plants, notably hellebores, hydrangeas, salvias, hepaticas, cyclamen, lewisias and Primula auricula.

We believe we offer one of the best selections of plants in the UK with an impressive range of shrubs, trees, conifers, fruit, roses, climbing plants, herbaceous perennials, alpines, heathers, patio and indoor plants...all displayed in our beautifully maintained sales areas and greenhouses.

The Garden Shop caters for all your gardening needs with a superb selection of seeds, bulbs, fertilisers, speciality composts, gardening accessories, books and bird food. Our Flower Shop sells a wide range of artificial blooms, foliage, candles, ribbons and arrangements for every occasion.



The 'personal touch' is very important to us and we always aim to provide a friendly service, with expert advice freely available from our experienced team.

The Gift Shop

The Gift Shop at Ashwood is a very special place to shop and is packed with inspirational gifts, many designed and made in the UK. There's a delightful mix of home and fashion accessories, fragrances, confectionery, preserves, local ales, jigsaw puzzles, books, stationery, cards and gift wrap...plus we are leading stockists of Moorcroft Pottery and Steiff bears. There really is something for everyone.

Mail Order Service and Online Shop

We offer a 5-star rated Mail Order Service for our plants, garden sundries and gifts: a superb selection of these can be found on our Online Shop. In addition, the friendly and knowledgeable Ashwood team are always on hand to help with telephone orders. We deliver anywhere in mainland UK, Northern Ireland, European Union and other selected destinations.

The Tea Room

Our Tea Room is warm and welcoming, with beautiful views over the pool and garden. There is an open fire on chilly days and in summer you can relax in the sunshine on the terrace. Experience the flavour of freshly prepared food, created by our skilled team of chefs, using top quality produce that is locally sourced, wherever possible. A full English breakfast and a special hot lunch are served every day. Light meals, sandwiches, cakes and pastries are always available.



Visit Us

We are situated in a canal-side setting in the lovely open countryside of South Staffordshire, close to the West Midlands border and with very good links to the motorway network. Look out for the Brown Tourism sign on the A449, turn into Ashwood Lower Lane: we are half a mile on your left.

We are open every day except Christmas Day and Boxing Day.

Visit our website for opening times and information about special events.

Garden open days and lectures are held throughout the year, aimed at keen gardeners and wildlife enthusiasts.



Ashwood Lower Lane, Ashwood, Kingswinford, West Midlands, DY6 0AE, England
ashwoodnurseries.com | +44 (0)1384 401996

